



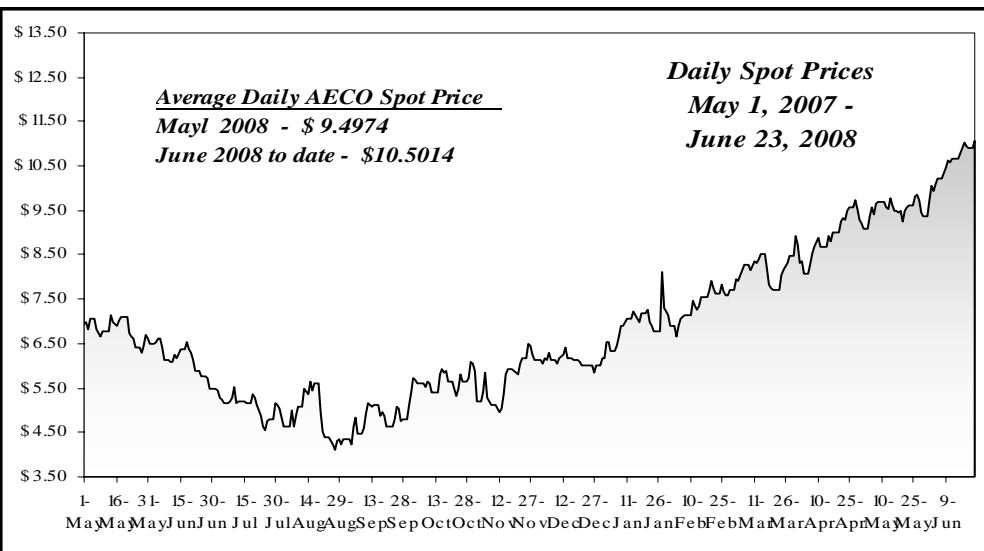
# INTRA-ALBERTA NATURAL GAS PRICES

## WEEKLY UPDATE FOR JUNE 25, 2008

### Daily Spot Prices

AECO - NIT  
(\$Cdn/GJ)

Date	Daily Spot Prices		
	Low	High	Average
16-Jun-08	\$10.730	\$10.840	\$10.790
17-Jun-08	\$10.840	\$10.965	\$10.915
18-Jun-08	\$10.950	\$11.085	\$11.030
19-Jun-08	\$10.610	\$11.200	\$10.930
20-Jun-08	\$10.850	\$11.010	\$10.915
21-Jun-08	\$10.850	\$11.010	\$10.915
22-Jun-08	\$10.850	\$11.010	\$10.915
23-Jun-08	\$10.950	\$11.140	\$11.090



### Term Market Price Indications

AECO - NIT  
(\$Cdn/GJ)

Contract		AECO (Can\$/GJ)				NYMEX (US\$/MMBTU)				
		Current Prices*	Historical Prices			Current Prices	Basis			
			7 Days	30 Days	90 Days		SUMAS	AECO	Niagara	Chicago
July '08	1m	\$ 10.850	\$11.200	\$9.810	\$8.540	\$ 12.730	-.73	-1.42	+.50	-.08
August '08	1m	\$ 10.920	\$11.280	\$9.890	\$8.600	\$ 12.830	-.83	-1.48	+.49	-.10
September '08	1m	\$ 10.950	\$11.370	\$9.930	\$8.700	\$ 12.890	-.99	-1.45	+.52	-.10
October '08	1m	\$ 11.130	\$11.490	\$10.010	\$9.050	\$ 12.950	-.98	-1.35	+.57	-.11
Novemberr '08	1m	\$ 11.330	\$11.700	\$10.380	\$9.720	\$ 13.230	-.86	-1.40	+.65	-.04
Summer 2008	4m	\$ 10.920	\$11.320	\$9.850	\$8.530	\$ 12.850	-.88	-1.42	+.52	-.09
Winter 2008	5m	\$ 11.840	\$12.140	\$10.640	\$9.280	\$ 13.580	-.79	-1.29	+.70	-.05
R/Nov '07 1 year	4m	\$ 10.920	\$11.320	\$9.850	\$8.560	\$ 12.850	-.88	-1.42	+.52	-.09
Nov '07 3 year	3y	\$ 10.210	\$10.300	\$9.450	\$8.310	\$ 11.650	-.61	-1.00	+.63	-.06
Nov '07 5 year	5y	\$ 9.890	\$9.940	\$9.270	\$8.190	\$ 11.240	-.40	-.91	+.64	-.05

For the Reporting Period: June 17 - June 23, 2008

\* Firm sale prices quoted at 11:00 am June 25, 2008.

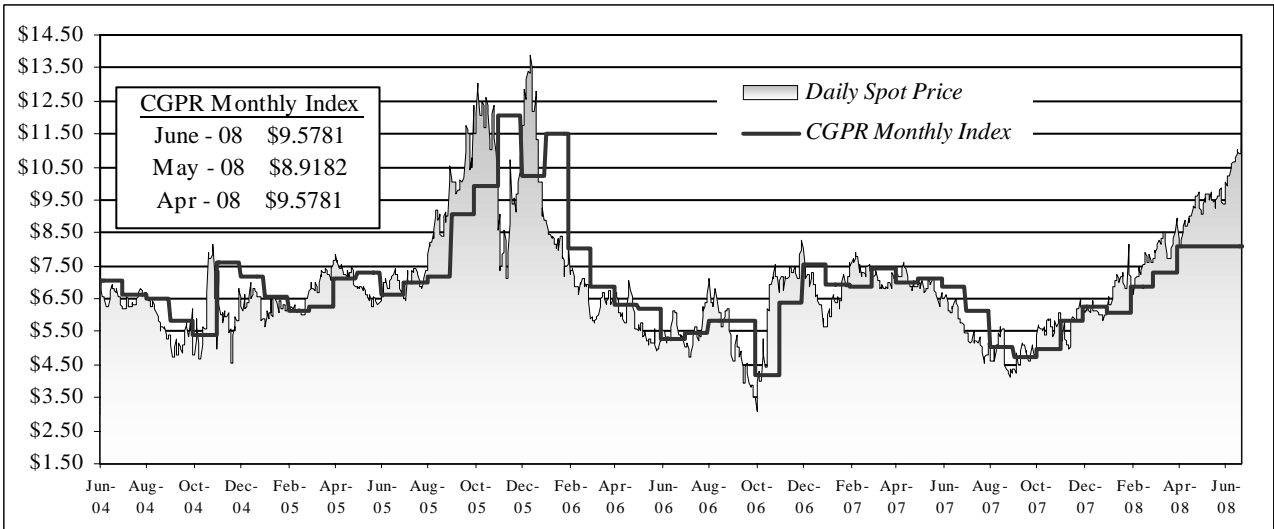
This summary of selected oil and gas prices is prepared by Global Petroleum Marketing Inc. Please direct any questions to Global Petroleum Marketing Inc. at 403-237-7828.  
 Global Petroleum Marketing Inc. assumes no liability arising from the use of this data.



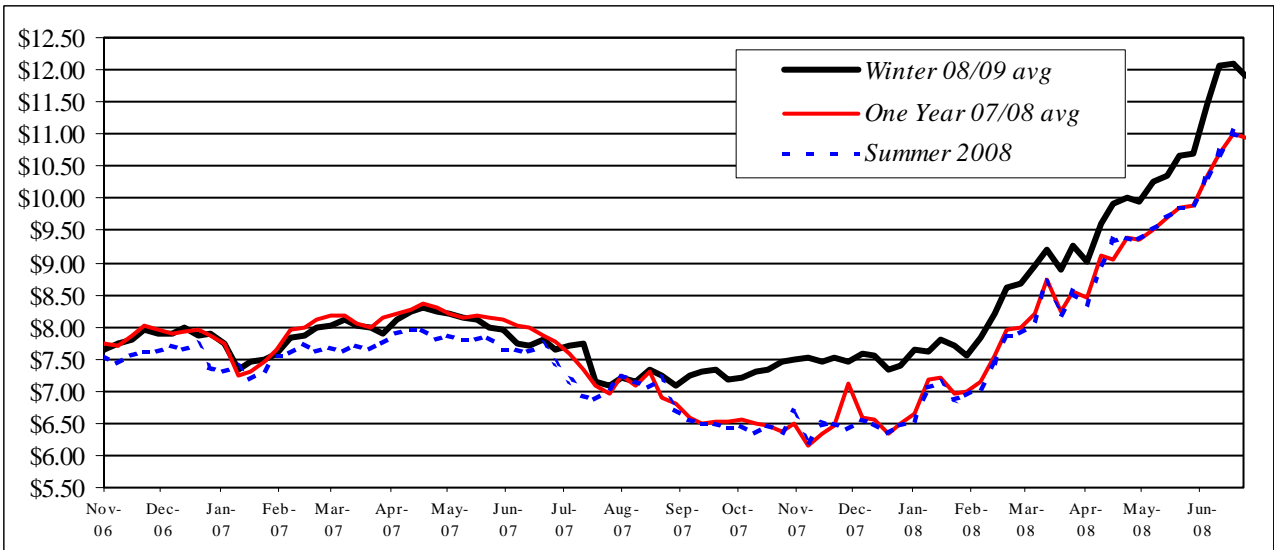
# SUMMARY OF SELECTED NATURAL GAS PRICES

## JUNE 25, 2008

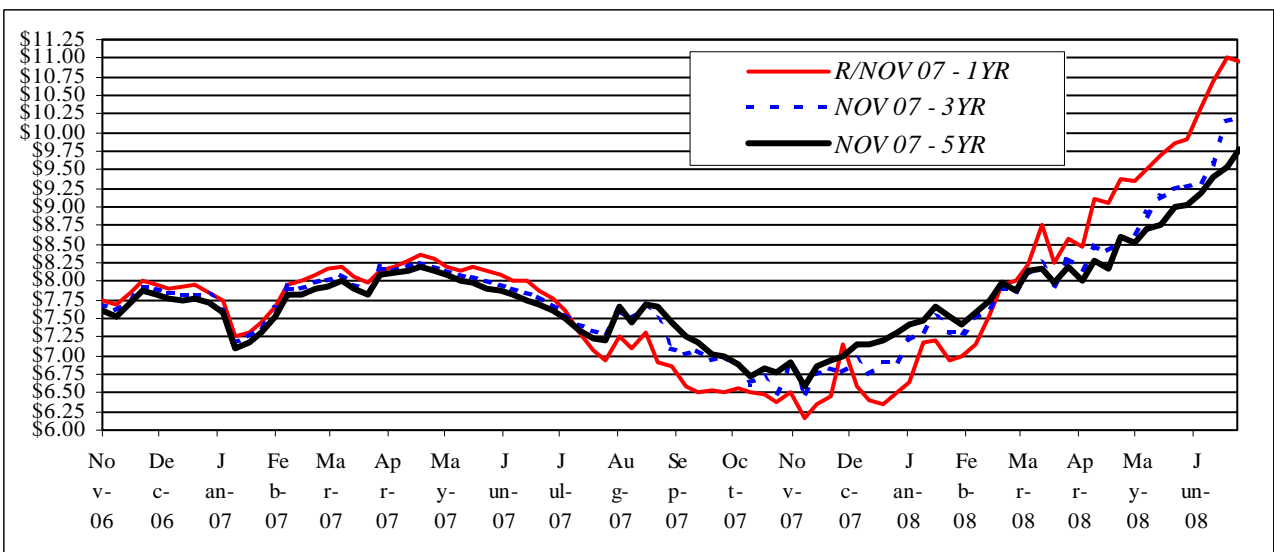
**Daily Spot and Monthly Index Prices**  
-  
AECO - NIT (\$Cdn/GJ)



**Near Term Weekly Natural Gas Price Indicators**  
-  
AECO - NIT (\$Cdn/GJ)



**Long Term Weekly Natural Gas Price Indicators**  
-  
AECO - NIT (\$Cdn/GJ)



This summary of selected oil and gas prices is prepared by Global Petroleum Marketing Inc. Please direct any questions to Global Petroleum Marketing Inc. at 403-237-7828. Global Petroleum Marketing Inc. assumes no liability arising from the use of this data.