



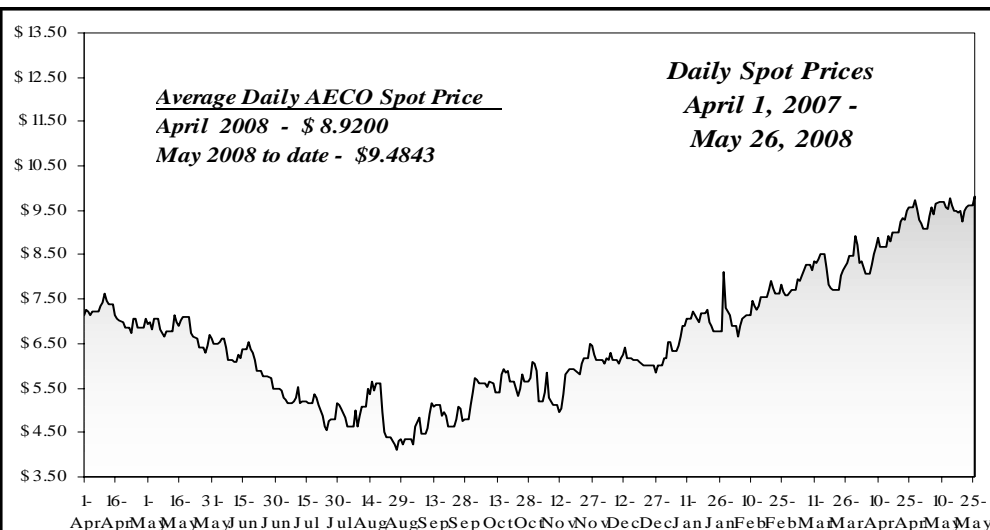
INTRA-ALBERTA NATURAL GAS PRICES

WEEKLY UPDATE FOR MAY 28, 2008

Daily Spot Prices

AECO - NIT
(\$Cdn/GJ)

Date	Daily Spot Prices		
	Low	High	Average
19-May-08	\$9.270	\$9.655	\$9.495
20-May-08	\$9.160	\$9.450	\$9.230
21-May-08	\$9.420	\$9.650	\$9.500
22-May-08	\$9.480	\$9.680	\$9.575
23-May-08	\$9.510	\$9.710	\$9.595
24-May-08	\$9.510	\$9.710	\$9.595
25-May-08	\$9.510	\$9.710	\$9.595
26-May-08	\$9.600	\$9.950	\$9.875



Term Market Price Indications

AECO - NIT
(\$Cdn/GJ)

Contract		AECO (Can\$/GJ)				NYMEX (US\$/MMBTU)				
		Current Prices*	Historical Prices			Current Prices	Basis			
			7 Days	30 Days	90 Days		SUMAS	AECO	Niagara	Chicago
June '08	1m	\$ 9.770	\$9.580	\$9.080	\$8.630	\$ 11.850	-.87	-1.43	+.38	-.02
July '08	1m	\$ 9.860	\$9.810	\$9.170	\$8.720	\$ 11.950	-.85	-1.47	+.39	-.03
August '08	1m	\$ 10.070	\$9.890	\$9.230	\$8.760	\$ 12.110	-.78	-1.46	+.40	-.04
September '08	1m	\$ 10.020	\$9.930	\$9.310	\$8.590	\$ 12.040	-.82	-1.41	+.44	-.02
October '08	1m	\$ 10.120	\$10.010	\$9.380	\$8.550	\$ 12.130	-.92	-1.37	+.48	-.06
Summer 2008	5m	\$ 9.970	\$9.850	\$9.370	\$8.690	\$ 11.970	-.84	-1.41	+.41	-.03
Winter 2008	5m	\$ 10.770	\$10.640	\$9.950	\$9.350	\$ 10.720	-.80	-1.31	+.75	+.05
R/Nov '07 1 year	5m	\$ 9.970	\$9.850	\$9.370	\$8.820	\$ 11.970	-.84	-1.41	+.41	+.01
Nov '07 3 year	3y	\$ 9.270	\$9.450	\$8.750	\$8.230	\$ 10.840	-.36	-1.00	+.56	+.03
Nov '07 5 year	5y	\$ 9.050	\$9.270	\$8.530	\$8.180	\$ 10.550	-.23	-.90	+.60	+.05

For the Reporting Period: May 20 - May 26, 2008

* Firm sale prices quoted at 11:00 am May 28, 2008.

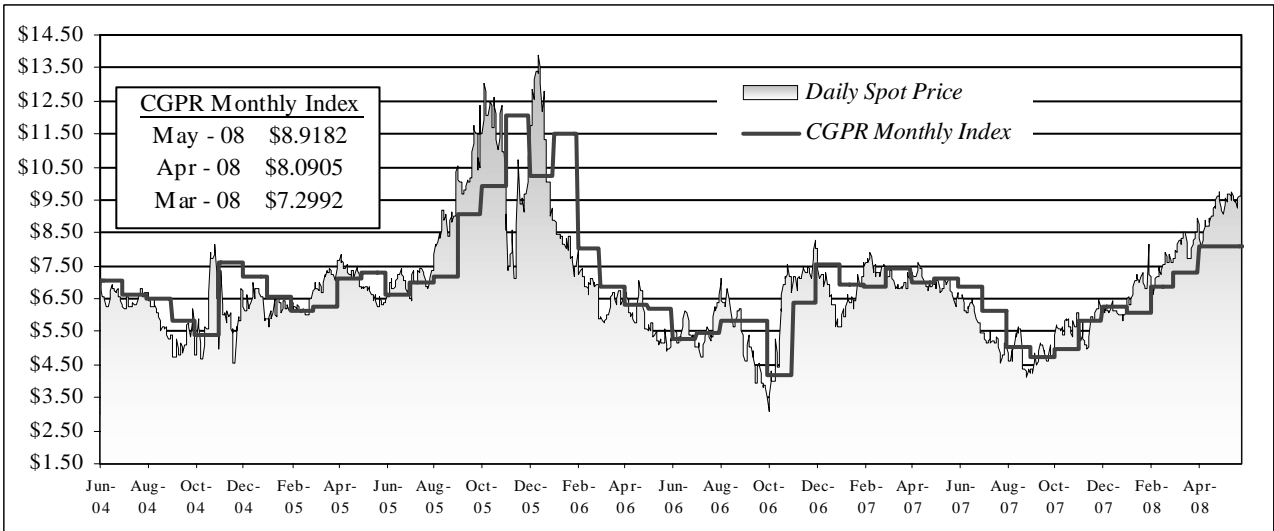
This summary of selected oil and gas prices is prepared by Global Petroleum Marketing Inc. Please direct any questions to Global Petroleum Marketing Inc. at 403-237-7828.
 Global Petroleum Marketing Inc. assumes no liability arising from the use of this data.



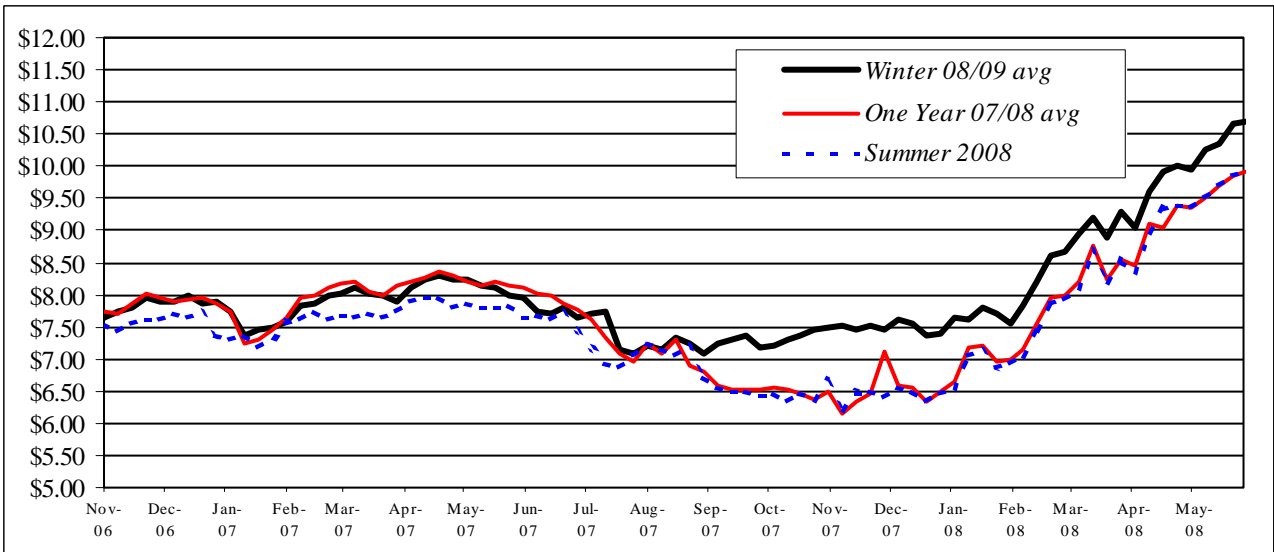
SUMMARY OF SELECTED NATURAL GAS PRICES

MAY 28, 2008

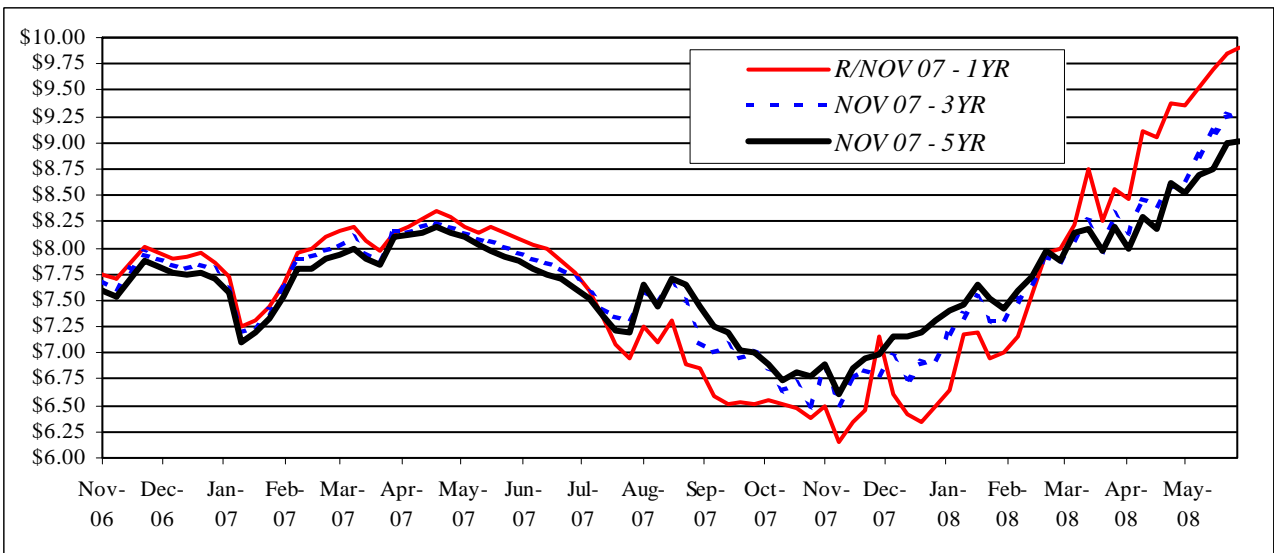
Daily Spot and Monthly Index Prices
-
AECO - NIT (\$Cdn/GJ)



Near Term Weekly Natural Gas Price Indicators
-
AECO - NIT (\$Cdn/GJ)



Long Term Weekly Natural Gas Price Indicators
-
AECO - NIT (\$Cdn/GJ)



This summary of selected oil and gas prices is prepared by Global Petroleum Marketing Inc. Please direct any questions to Global Petroleum Marketing Inc. at 403-237-7828. Global Petroleum Marketing Inc. assumes no liability arising from the use of this data.